







Home Challenges - Hedgehog Class



Autumn Term Two - What Makes a Good Toy?

Please note: daily reading is the most important regular homework and it is essential that your child brings their book and reading record into school every day.

<p>Toy Timeline Create a simple timeline showing how toys have changed over time. Include 3-5 toys from different eras (e.g., spinning tops, teddy bears, video games). Draw pictures or cut out images and label them with the decade they were popular.</p> 	<p>Toy Detective Interview a parent, grandparent, or older sibling about their favourite childhood toy. Ask what it looked like, how it worked, and why they loved it. Draw the toy and write a few sentences about it.</p> 	<p>Toy Fact File Choose one old toy (e.g., yo-yo, doll, train). Research 3 facts about it: when it was invented, what it's made of, and how it's played with. Write your facts in a fun fact file format.</p> 	<p>Toy Advertisement Poster Imagine you're living in the past and want to sell a toy from that time. Design a vintage-style poster advertising the toy — include a catchy slogan, price, and drawing.</p>
<p>Toy-Inspired Pattern Art Pick a toy with a strong shape or design (e.g., building blocks, spinning tops, marbles).</p> <p>Use that shape to create a repeating pattern on paper.</p> <p>Colour it in using crayons, paint, or pens— bonus points for symmetry!</p>	<p>My Senses Explorer Challenge: Use your 5 senses to explore your home or garden.</p> <p>What can you see, hear, smell, touch, and taste?</p> <p>Write or draw one thing for each sense. Safety tip: Only taste things with an adult's permission!</p>	<p>Healthy Me Plate Challenge: Design a healthy meal for a human.</p> <p>Draw a plate and divide it into sections.</p> <p>Label each food and explain why it's good for your body.</p> 	<p>Wild Card Get creative and do something of your choosing that is linked to toys. The sky is the limit!</p> 