



Art of Africa

Learning Objective:

To explore natural patterns and recreate them using chosen mediums.


What do you think of when you think of Africa?

What does the landscape look like?

What traditions and cultures do you know of?

Do you think of any textures or colours in particular?






www.planbee.com

Back

Next



Look closely at the natural patterns on the next slide.

Is it a regular or irregular pattern?

What can you see?



How would you describe the pattern?

Is it a repeating pattern?

www.planbee.com



Back

Next



www.planbee.com





Why do animals have these patterns?
What are they for?

www.planbee.com

Back

Next

These patterns offer the animals a form of camouflage, which is important for survival.

Animals need to hide from predators and their patterns help to break up their silhouette, making them harder to spot.



Predators need to blend in so they can hide from their prey, making them more successful hunters.

www.planbee.com

Back

Next

Take another look at the patterns. Look at the colours, lines and shapes in them. How would you recreate these effects?
What medium would you use to recreate them?

A medium is the material used to make a piece of artwork e.g. paint, pastels, charcoal etc.



What mediums have you use before?

www.planbee.com

Back

Next

Take a look at the mediums you have available to you. Which ones would you use to recreate the patterns you have been studying? What tools would you use with them?

What can you do with some mediums that you can't do with others? Is this a good or a bad thing for trying to recreate these patterns?





Plenary

Think, pair, share...

What was good about each medium you used?

What were some good effects you could create?

Were the mediums you used unsuitable in any way?