



History

The Maya Civilisation



Exploration and Discovery

twinkl

Aim

- I can identify and use a range of evidence sources to help me understand more about the Maya civilisation.

Success Criteria

- I can identify at least three sources of evidence about the Maya and explain what they tell me.
- I can examine a historical picture and answer questions about an aspect of the Maya civilisation.

Understanding History



1. How do we know about the history of the world?
2. Who finds out?
3. Where does this information come from?
4. How accurate do you think our interpretation of the past is?
5. How do we know about the ancient Maya?




Using Sources of Evidence



In order to paint an accurate picture of life in ancient Maya, historians have to use a range of evidence sources to piece together a number of details, a bit like doing a jigsaw puzzle with each new piece of the puzzle revealing more information.

Sources of evidence can be primary sources or secondary sources:

Primary sources come directly from the time of the event e.g. a photograph or an artefact.



Secondary sources are created after the event and are often created using primary sources e.g. a textbook.



How many different types of evidence can you think of that could help us to understand the Maya better?

1. What do these sources of evidence tell us?
2. Are they primary or secondary sources?
3. How reliable are they?


Parts of the Puzzle




What parts of the Maya evidence puzzle did you think of?

Here are just a few suggestions you may have thought of:

Archaeological:
actual remains
from the past dug
up, analysed and
interpreted.



Written: evidence
from written
records either from
the time or
recorded later.



Maps:
written at
the time or
created
later.



Artwork: e.g.
paintings or
sculptures, either
from the time or
later in history.



Letters and diaries:
e.g. explorers or
archaeologists
documenting their
findings.



**Films and
documentaries:**
created to piece together
information about the
past or to tell a story.



1. Did you think of any other sources of evidence?
2. Do you think they are primary or secondary sources?
3. Could any be **both** primary and secondary sources?

**Stories, myths
and legends:**
either written at
the time or later in
history.



Maya Explorers

American explorer and travel writer, John Lloyd Stephens and British artist, Frederick Catherwood are credited with re-igniting interest in the ancient Maya civilisation from 1839 onwards.

The ruins and lost cities of Mesoamerica had been explored and recorded earlier in history, but detailed documentation by Catherwood brought attention back to the Maya and their fascinating civilisation.

Numerous archaeological expeditions of the Maya region were launched following the work of Stephens and Catherwood.




Copan

The Maya city of Copan was the first to be explored by Stephens and Catherwood in 1839. In 1841, they published a book called *Incidents of Travel in Central America, Chiapas and Yucatán* which detailed their findings in Copan and other places. The book contained maps, detailed drawings by Catherwood and text by Stephens.

Copan Facts:

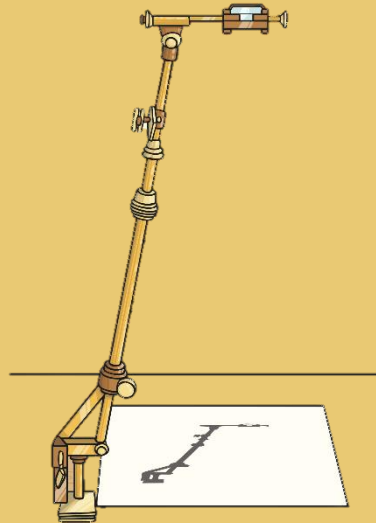
- Copan is in West Honduras near its border with Guatemala.
- Some of the most detailed architecture and artwork of the ancient Maya was discovered in Copan.
- Copan first began to thrive under the rule of a warrior prince who declared himself as the King of Copan in AD 426. he was called K'inich Yax K'uk Mo', which means Blue-Green Quetzal Makaw.
- One of Copan's kings was called 18 rabbit!



Catherwood's Drawings of Copan

Frederick Catherwood produced many detailed drawings of what he and Stephens had discovered in Copan. He used a **camera lucida** which uses mirrors and prisms to superimpose the image to be drawn around. This helps to produce drawings that are accurate in proportion and perspective.

Several years later, Catherwood used a technique called **lithography** to produce prints of his work.



camera lucida




lithography

Idol at Copan

This stone statue is more than three metres high and dates back to around AD 720.

It is thought to be one of Copan's most famous rulers, King Waxaklajun Ub'aah K'awil, in the guise of a maize god.



Pyramidal Building and Fragments of Sculpture at Copan

The remains of the sculptures weren't found in exactly this location in front of the pyramid, but Catherwood did some more drawings back in London, he used the sketches he had made to draw new compositions.




Historical Picture Study




Look at the pictures your teacher has given you.

Choose one and answer the questions in as much detail as you can.



Idol and Altar
Copán



Idol
Copán



The Back of an Idol
Copán



Broken Idol
Copán

More Maya Cities

Stephens and Catherwood went on to explore, document and draw scenes from a number of other Maya cities including Chichen Itza, Palenque, Uxmal and Tulum. Subsequent exploration of Mesoamerica has resulted in many more exciting discoveries.

In fact, exploration of the Maya continues to this day, and new discoveries are still being made. In August 2014, two more Maya cities were re-discovered in Campeche, Mexico. The existence of these cities, named Lagunita and Tamchen, was first known in the 1970s but their location wasn't logged accurately enough. So they were soon lost again, hidden beneath the thick rainforest vegetation.

Since they have been re-discovered, the ruins of a palace, temple, ball court and altar have all been found along with a huge doorway, described as 'monster mouth'.

It proves that history is all around us, waiting to be discovered! Why don't you see what else you can find out about the fascinating lost cities of the Maya?

