

# How are you going to learn your spellings today?

Draw the letter shapes around the word.

bag hot letter plot

Look, say, cover, write, check



Write the words with silly letters.



Rainbow write the word 2 times each.



Write the word with blue vowels and red consonants.

beautiful

Write the word and a word that rhymes with it.

cake  
bake  
make

SOS:

Simultaneous Oral Spelling

- Say the word.
- Trace over letters with your finger (say each letter name).
- Say word again, then say each letter name (x3).
- Write word saying each letter name as you write.

Write the word in a sentence.

He liked the freshly baked cake.




Rainbow writing no. 2

1. Trace over the word 5 times in different colours. Say its letter each time.
2. Copy the word 3 times and say the letters.
3. Write the word from memory.
4. Write the word with eyes closed.



Jumbled word!

Write the word out (quite big), cut up each letter (or sound). Get a friend to jumble up the pieces. Can you unscramble them?



= WAS

Ask a friend to test you.






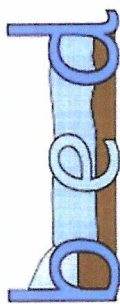



Say words in a funny way!

Friend—fri (fry) end

Scissors—sci (sk i ssors)

Wednesday—wed (think of a wedding) nes day

<p><b>Read and understand</b></p> <p>Go through the words again and check you can read and understand the meaning.</p> 	<p><b>Patterns</b></p> <p>Spellings are usually based on patterns: phonemes (sounds) and word structure - i.e. plurals or suffixes, word endings and rules. What patterns can you spot?</p> <p><b>Happy—unhappy—happiness—happily</b></p>	<p><b>Sound it out</b></p> <p>Break the word down into smaller chunks - try using coloured highlighters to see the separate parts.</p> 	<p><b>Writing it out</b></p> <p>Type it out on the computer using different size text, fonts or colours.</p>  <p><b>because</b></p>
<p><b>Magnetic/plastic letters</b></p> <p>Re-arrange plastic letters/phoneme cubes into the correct word.</p> 	<p><b>Imagination and sparklers</b></p> <p>As you spell out the word, close your eyes and with your finger write it out in the air in front of you, imagining you are writing with a fancy sparkler.</p> 	<p><b>Decorate the word</b></p> <p>Draw illustrations to help remember the order of the letters.</p> <p><b>b and d</b></p> 	<p><b>Speed write</b></p> <p>Write the word correctly at the top of the page, then see how many times they can write the word in 30 seconds. Can you beat your score?</p> 
<p><b>Words in words</b></p> <p>What can you see within a word? Are there other smaller words within it?</p> <p><b>father</b> <b>fat—her—the</b></p>	<p><b>Build it up - word pyramid</b></p> <p><b>argument</b></p> <p>a ar arg argu argum argume argumen argument</p>	<p><b>Mnemonics</b></p> <p>Use rhymes to help remember the spelling of the word.</p> <p><b>said</b> <b>sally ann is delightful.</b></p>	