

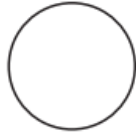

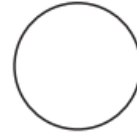
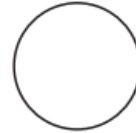




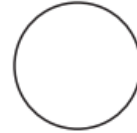
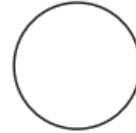
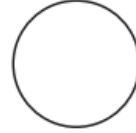
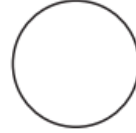
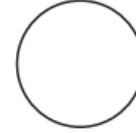
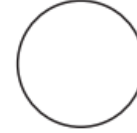
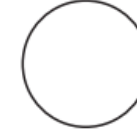
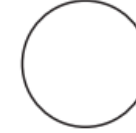
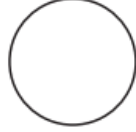

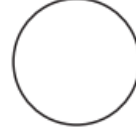
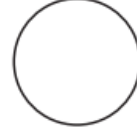
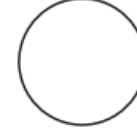
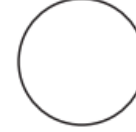


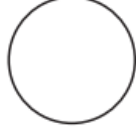
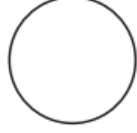
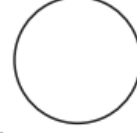
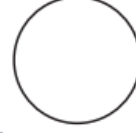


Autumn 2 Pre - Learning Task - Tawny Owls and Woodpecker Class

My Moon Diary

Look at the Moon each day for one month. Write down the date and time, and draw what the moon looks like. Shade the circle so that the section of the Moon that is illuminated remains. If you cannot see the Moon at all on a day, write down or draw why you could not see the Moon.

 Date: _____ Time: _____	 Date: _____ Time: _____	 Date: _____ Time: _____	 Date: _____ Time: _____	 Date: _____ Time: _____	 Date: _____ Time: _____
 Date: _____ Time: _____	 Date: _____ Time: _____	 Date: _____ Time: _____	 Date: _____ Time: _____	 Date: _____ Time: _____	 Date: _____ Time: _____
 Date: _____ Time: _____	 Date: _____ Time: _____	 Date: _____ Time: _____	 Date: _____ Time: _____	 Date: _____ Time: _____	 Date: _____ Time: _____
 Date: _____ Time: _____	 Date: _____ Time: _____	 Date: _____ Time: _____	 Date: _____ Time: _____	 Date: _____ Time: _____	 Date: _____ Time: _____
 Date: _____ Time: _____	 Date: _____ Time: _____	 Date: _____ Time: _____	 Date: _____ Time: _____	 Date: _____ Time: _____	 Date: _____ Time: _____