




# LO Writing a cinquain

## 07.01.21

Cinquain success criteria (How to write a great cinquain)

<b>In my writing I need to show...</b>
1. Capital letters
2. Adding <u>-ing</u> correctly
3. Line 1- Title ( <b>one word</b> ) <b>2 syllables</b>
4. Line 2 – Usually two descriptive words ( <b>adjectives</b> ) <b>4 syllables</b>
5. Line 3 - Action words <u>-ing</u> <b>6 syllables</b>
6. Line 4 - A feeling or something about the topic or <u>object</u> <b>8 syllables</b>
7. Line 5 - A link to the topic, theme or first line <b>2 syllables</b>

These are some illustrations of the Iron Man from the book by Ted Hughes:



These are some words that could be used to describe the Iron Man. You may wish to add some of your own. The second box is full of action words ending in -ing.


Metallic rusty vast tall ominous powerful solid impermeable lonely monstrous inhuman unearthly robotic creature immense gigantic emotionless	Towering creaking striding munching crunching gnawing gleaming glaring stomping looming intimidating threatening clanging
--	---

Write your own cinquain about the Iron Man. You may wish to use the writing frame. Check against the success criteria above to ensure you have the right syllable count and pattern.

1	
2	
3	
4	
1	

Publish your poem once you have edited it and you are sure it is a cinquain. Take care when adding -ing to words.

You may wish to illustrate the poem by drawing the Iron Man. Here are some ideas:



You could write inside the Iron Man. This creates a frame.



Create a scene from the story and write on the picture.

You are very creative, I'm looking forward to seeing your wonderful ideas.

