

Monday 1st February

LO: Drafting the middle of our story

Lesson



Watch the lesson video (again, it is a long one but talks you through the writing process).

<https://youtu.be/6dZ1s-ULB8M>


Look at the success criteria for writing a story. Keep these things in mind when you are writing.

LO: Write and improve our story
29.1.21 +



Me	Success Criteria
	I can read my sentences 
	I have use spaces between words 
	I have used a capital letter and a full stop <u>ABC</u> . <u>Or ? !</u>
	I have used adjectives <u>sumptuous</u> <u>merely</u> <u>luxurious</u>
	I have used conjunctions <u>and</u> <u>but</u> <u>so</u> <u>because</u> <u>when</u> <u>if</u> <u>until</u> <u>since</u>

Task:



Today we are going to write the middle of your story. Each story has a beginning, middle and end. By breaking up the writing process into these stages we can make sure each stage is the best it can be and we don't rush to finish.

From my story map I am going to write from the stage where the Kingfisher questions his contentedness and stop where they start to feast from the city bins. I have shown this on my story map here.

I will say what I want to write out loud first. Think about your choice of words and where you need to finish your sentences.