

Monday 11th January





LO: Recap rhyming words

Starter:

Watch the reading of 'Oi Frog' by Kes Grey and Ji Field

<https://www.youtube.com/watch?v=2da5yu6rpdg> (if you have the book at home you can read it yourself). Can you spot the rhymes?

Have a go at writing the rhyming pair but be careful when choosing the correct grapheme to match the sound.

Hares sit on	
Seals sit on	
Bees sit on	
Mules sit on	

Lesson:

In a rhyming word we must remember it is the end sounds that form a rhyme. So in this example of dog and frog, the -og is the rhyming sound and the d and fr are the onset.

Look at our poem 'This is the city' by Kathy Henderson.

Can you spot the rhyming words? Circle them.

This is the city:
buildings, buses, trains and cars
concrete, metal, bricks and glass
houses, lights and cinemas
shops and offices and bars
this is where the people are.
This is the city.

Today I would like you to think about the town where you live or go to school...Wellington!

What do you know about Wellington? What is there to do? How would you describe this town?

Discuss with your adults/siblings.

Independent task:

Create a rhyming dictionary containing words about Wellington. We will use these words later in the week so keep them safe.

My examples:

Cars - bars

Fun - sun

Friends - bends

Town - frown - up and down

Have a play around with your words and remember to Fred talk each new word thinking about your grapheme choice.

Have fun!