

Friday 29<sup>th</sup> January

LO: Drafting the beginning


Lesson




Watch the lesson video (it is a long one but talks you through the writing process).

<https://www.rockwellgreenprimary.co.uk/wc-25012021-2/>

Look at the success criteria for writing a story. Keep these things in mind when you are writing.


LO: Write and improve our story  
29.1.21 +



Me	Success Criteria
	I can read my sentences 
	I have use spaces between words 
	I have used a capital letter and a full stop <u>ABC</u> . Or?! 
	I have used adjectives <u>sumptuous</u> <u>merely</u> <u>luxurious</u>
	I have used conjunctions <u>and</u> <u>but</u> <u>so</u> <u>because</u> <u>when</u> <u>if</u> <u>until</u> <u>since</u>

Task:

Today we are going to write the beginning of your story. Each story has a beginning, middle and end. By breaking up the writing process into these stages we can make sure each stage is the best it can be and we don't rush to finish.



For my story map I am going to write from the start and stop at the stage the Kingfisher questions his contentedness. I have shown this on my story map here.

I will say what I want to write out loud first. Think about your choice of words and where you need to finish your sentences.