




EYFS Remote Learning - Spring 1 2020-2021

If your child is at home due to isolation please complete these remote learning challenges - following the appropriate week as we will be completing some of the tasks at school.

Week and Date	Date RE (See planning on Class webpage.) Monday	Understanding the World (UW) Tuesday	Expressive Arts and Design (EAD) Wednesday		Music (EAD) Thursday	Physical Development (PD) (Friday)	
1 04.01.21	INSET	INSET	Winter - Oak National Trust—menu—lessons—subjects- EYFS—UW—Winter Hot/Cold Lesson 1		Charanga Everyone - Step 1	<i>Experiments with different ways of moving.</i> (PD) Let's Move - Winter Wonderland - Busy Bodies, Cosy toes https://www.bbc.co.uk/sounds/play/b03g6vqb	
2 11.01.21	RE - <i>Special Places</i> See RE Planning on the class web page.	Looks closely at similarities and differences (UW-TW) Winter: Oak National Trust—menu—lessons—subjects- EYFS—UW—Winter Hot/Cold Lesson 2	<i>Creates simple representations (EAD)</i> Explores what happens when they mix colours. (EUMM) Chooses particular colours to use for a purpose. (BI) Paint a winter scene using a strip of dark blue, then mixing a bit of white with it to make it lighter, and repeat until you have used 4 tones of blue ending with a white strip of paper as the snow. Once you have let it dry, paint on some white winter trees.		Charanga Everyone - step 2	<i>Experiments with different ways of moving.</i> (PD) Let's Move - Snow World Jack Frost https://www.bbc.co.uk/programmes/p01n8mc2	
3 18.01.21	RE - <i>Special Place</i> See RE Planning on the class web page.	Looks closely at similarities and differences (UW-TW) Polar Habitats: National Trust—menu—lessons—subjects- EYFS—UW—Polar Habitat Lesson 1	<i>Creates simple representations (EAD)</i> Find different coloured blue material - cardboard, paper, material and other coloured materials such as white and silver and make a winter picture collage.			Charanga Everyone - Step 3	<i>Negotiates space successfully when playing games adjusting speed and direction</i> (PD) Let's Move - Snow World Creatures in the snow https://www.bbc.co.uk/programmes/p01n8mjv
4 25.01.21	RE - <i>Special Places</i> See RE Planning on the class web page.	Looks closely at similarities and differences (UW-TW) Polar Habitats: National Trust—menu—lessons—subjects- EYFS—UW—Polar Habitat Lesson 2	<i>Uses simple tools to effect change materials (PD)</i> <i>Combine different media to create new effects (EAD)</i> Using cotton wool make a picture of a polar bears head - paint white over the cotton wool to see how the texture changes,.		Charanga Everyone - Step 4	<i>Experiments with different ways of moving.</i> Cosmic kids - Joybob The Polar Bear https://www.youtube.com/watch?v=Dp9jd1Ug2y4	

<p>5 01.02.21</p>	<p><i>Learns about other customs</i></p> <p>Chinese New Year</p> <p>See RE Planning on the class web page.</p>	<p>Looks closely at similarities and differences (in other cultures.) (UW-TW)</p> <p>Watch Let's Celebrate - Chinese and Lunar New Year https://www.bbc.co.uk/cbeebies/watch/chinese-new-year</p> <p>Celebrating Chinese and Lunar New Year</p> <p>If you can make a Chinese feast to allow your child to taste food from a different culture (In class we will be trying egg noodles, sweet and sour chicken and egg fried rice.)</p>	<p>Constructs with purpose in mind (EAD)</p> <p>Watch Let's Celebrate Chinese and Lunar New Year Story https://www.bbc.co.uk/cbeebies/watch/chinese-new-year</p> <p>Make your own stick puppet - draw your favourite animal from the story and cut it out attach a stick and then using the light of the torch re-tell the story create your own story.</p>	<p>Charanga</p> <p>Everyone - Step 5</p>	<p><i>Experiments with different ways of moving</i></p> <p>Let's Move - Chinese New Year - Getting Ready https://www.bbc.co.uk/programmes/p01n8mjv</p>	
<p>6 08.02.21</p>	<p><i>Joins in with family customs</i></p> <p>Shrove Tuesday</p> <p>See RE Planning on the class web page.</p>	<p>Enjoys joining in with family customs and traditions (UW-PC)</p> <p>Design your own pancake. (See attached sheet on class webpage.)</p> <p>If you can make and taste your design,</p>	<p>Combine different media to create new effects (EAD)</p> <p>Uses a simple programme (TW-IT)</p> <p>Use lots of different colours to make a fingerprint winter snow scene, Take a picture of yourself wearing your winter clothes. Also take a picture of your winter scene. Using the app 'picollage' (which is free to download) use the winter fingerprint scene picture as the background and import your picture of yourself wearing your winter clothes into the scene.</p>		<p>Charanga</p> <p>Everyone - Step 6</p>	<p><i>Experiments with different ways of moving. (PD)</i></p> <p>Let's Move - Snow World Let's make a snowman https://www.bbc.co.uk/sounds/play/p01n8mqc</p>