

RE WB 17.05.21

The Creation Story.

LO: To order the Creation story.







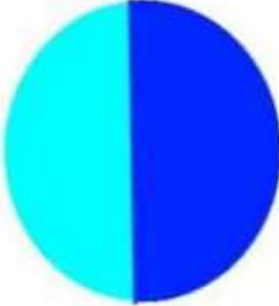
Remind your child that we have been looking at the Creation story over the last few weeks - take a look at the work you have done so far.

'The Creation Story' PDF is still on the class webpage if you would like to read it again to refresh your memory and if you want to watch the video from the first week the link is:
<https://www.youtube.com/watch?v=TGBQazQQfoE>

Activity:

This week, your activity is to sequence the pictures to show the creation story. The sequencing pictures were in the pack I sent with the beans or you can find them at the bottom of this sheet.

Put the days of creation in order.

<p>The Creation</p> <p>Genesis 1-2:3</p>	 <p>God told the light to shine.</p>	 <p>God rested.</p>	 <p>God made the sun to shine by day & the moon at night</p>
 <p>God made the animals.</p>	 <p>God made the land and trees.</p>	 <p>God made Adam and Eve.</p>	 <p>The waters separated to make sky.</p>